

Home owners

a guide to safe digging



WALES&WEST
UTILITIES

Before starting works

Check you have up to date gas plans on site - they should be printed in colour and no older than 28 days from their issue date.

Any plans supplied or marked up by Wales & West Utilities will show the approximate location of our apparatus. The information is provided as a general guide only, its accuracy cannot be guaranteed and is given without obligation or warranty.



Individual gas pipes to houses are not shown but their presence should be anticipated. They usually take the shortest route to the larger pipe providing the supply. Look for any visual signs of gas presence, like a meter box or above ground entry point.

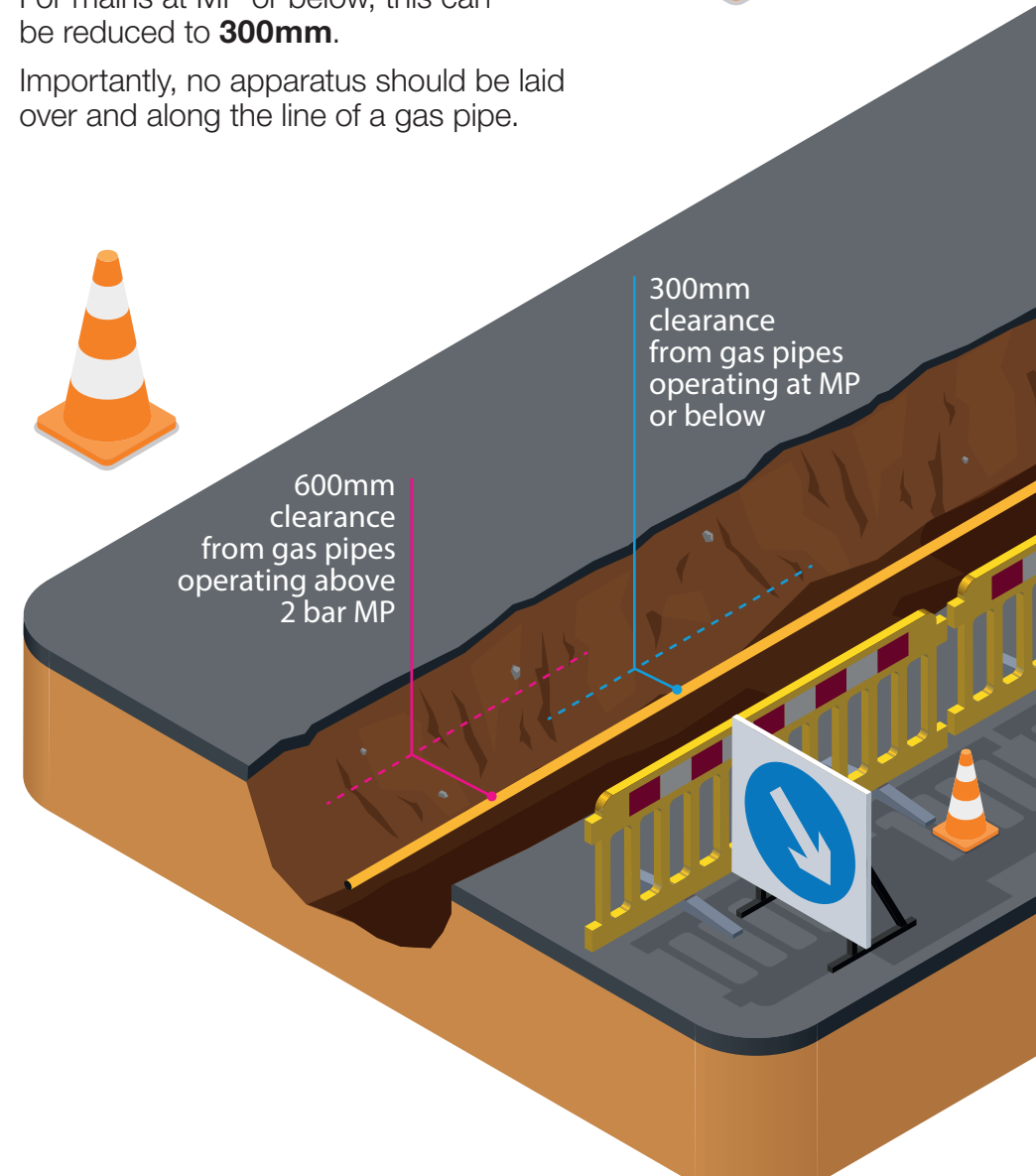
Any damage to our apparatus near your works could have serious consequences. In view of this and for safety, there should be a site meeting with our representatives and any other interested parties before you do any work near a medium, intermediate or high-pressure main.

The site meeting should cover the suggested works programme and pipeline safety. It must be held well before operations start and at least 10 days' notice is required before carrying out any work.

Clearances

There should be a minimum **600mm** clearance between new apparatus being installed and a main operating above 2 bar medium pressure (MP), whether the apparatus is parallel to or crossing the pipe. For mains at MP or below, this can be reduced to **300mm**.

Importantly, no apparatus should be laid over and along the line of a gas pipe.



600mm clearance from gas pipes operating above 2 bar MP

300mm clearance from gas pipes operating at MP or below

Building proximities

There are minimum proximity distances for buildings from our mains depending on their operating pressure and pipe material. Contact us to confirm these before starting building works.

For high pressure pipelines, you must get in touch with the Health and Safety Executive and local authority planning team for guidance on their Land Use Planning Zones as these may be in addition to our proximity distances.



Permanent or temporary buildings must not be constructed over our pipes or within the minimum building proximities. Where there is an easement – a legal agreement for our mains to be on private land – there may be further restrictions to working near our pipes.

Protection

Backfill material used near our apparatus must be soft fill or sand containing no stones, bricks or lumps of concrete etc, placed to a 150mm minimum around the pipe and be well compacted by hand.



Demolition


Live gas services must be disconnected before demolishing a property. Contact us to arrange a check for any live gas services.




Home improvements

If you are planning any home improvements, such as an extension or conservatory, fencing, decking, landscaping or even installing a new pond, remember your gas supply could run below where you are working. Before you start, make sure you have a copy of our plans and have visited the Dial Before You DIG section on our website for safety advice.

Be careful when considering planting trees. Contact us before any tree planting above or near our apparatus as roots can potentially damage pipes and restrict future maintenance.





Site responsibilities

All repair costs incurred by us for direct or consequential damage to our pipelines will be chargeable. We reserve the right to divert any affected apparatus or specify suitable protection for it if proved necessary during site works – this cost will also be chargeable.

These guidelines only apply to our apparatus and pipes. If there are other gas transporters in the area, make sure you contact them and comply with their requirements.

Leakage from gas pipes

In the event of a leak, follow the instructions below – **DO NOT** attempt to seal the leak. If in doubt, **contact us**.



If damage or leakage is caused, or a gas escape is smelt or suspected, take action at once:

- Evacuate everyone from the immediate vicinity.
- Call the 24hr Gas Emergency Service on **0800 111 999**.
- Prevent any approach by the public, prohibit smoking and extinguish all naked flames or other ignition sources for at least **15m from the leakage**, and do not operate any electrical switches.
- Assist gas personnel, police and/or fire services, as needed.

For more information...

call our Plant Protection team on **02920 278912**
or **dig@wwutilities.co.uk**. You can also visit
the Dial Before You DIG section on our website
www.wwutilities.co.uk

You can find more guidance in Avoiding Danger
from Underground Services, document HSG47
on the Health and Safety Executive website.



 wwutilities.co.uk

 [@WWUtilities](https://twitter.com/WWUtilities)

 [wwutilities](https://www.facebook.com/wwutilities)

 [@WWUtilities](https://www.instagram.com/WWUtilities)